

TAKEX

MICROWAVE SENSOR

MW-50



Application

The TAKEX microwave sensor is especially designed for outdoor protection. K band microwave sensor achieve high stability in severe weather conditions.

HIGH RELIABILITY

24.1 GHz of microwave sensor reduces false alarms caused by severe weather conditions such as heavy fog, snowfall or rain.

TWO FREQUENCIES (H) and (L) SELECTION

Two models are available with different frequencies, MW-50 (H) and MW-50 (L).

ADJUSTMENT MODE SWITCH

With adjustment mode switch, monitor output voltage (beam reception level) can be checked speedily.

LED

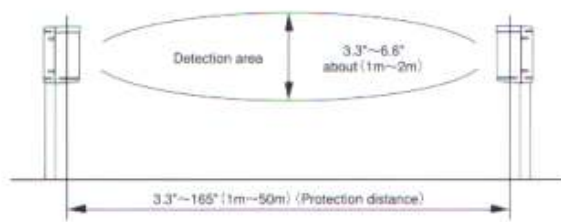
- * Transmitter : Green LED ON when transmitting a signal
- * Receiver : Red LED ON at alarm

OTHER FEATURES

- * Automatic Gain Control circuit
- * Response time adjustment
- * Antennae directional adjustment (horizontally $\pm 90^\circ$, vertically $\pm 10^\circ$)
- * Monitor jack output
- * Pole or wall mount

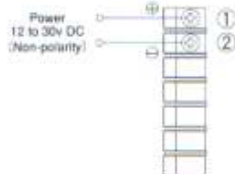
MICROWAVE SENSOR

COVERAGE

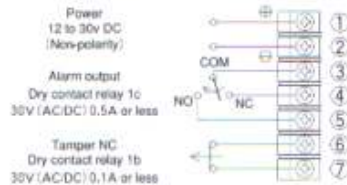


TERMINAL ARRANGEMENT

<Transmitter>



<Receiver>

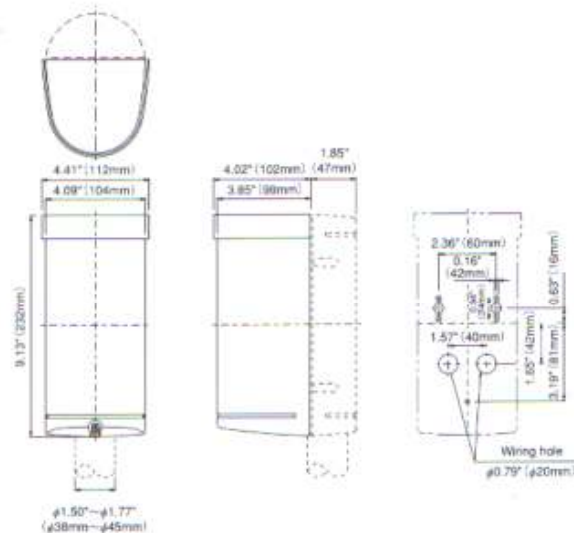


OPTIONAL

- Pole cover
BP-50 MW



EXTERNAL DIMENSIONS (Unit : inch)



SPECIFICATIONS

Type	Microwave sensor
Model	MW-50
Protection distance	3.3ft. (1m) to 165ft. (50m)
Max. arrival distance	Microwave : approx. 330ft. (100m)
Microwave	(L) 24.11GHz (H) 24.19GHz
Detection system	Microwave
Response time	Microwave : 40msec. to 300msec. (Variable at pot)
Alarm signal	Dry contact relay output 1C N/O and N/C Contact action : Interruption time output Contact capacity : 30V (AC/DC) 0.5A or less
Supply voltage	12 to 30V DC
Power consumption	100mA ● Transmitter : 50mA ● Receiver : 50mA
Tamper signal	Dry contact output 1b (N/C) Contact capacity : 30V (AC/DC) 0.1A
Alarm LED (Receiver)	Red LED Lighting at alarm
Transmission LED (Transmitter)	Green LED Lighting at sending signal
Functions	Monitor output, Adjustment mode switch
Weight	Transmitter 710g Receiver 760g
Appearance	Wine red PC resin

✦ The specifications are subject to change without notice.

Please Note : This sensor is designed to detect intrusion and to initiate an alarm; it is not a burglary-preventing device. TAKEX is not responsible for damage, injury or losses caused by accident, theft, Acts of God (including inductive surge by lighting), abuse, misuse, abnormal usage, faulty installation or improper maintenance.

LEAF 02-05R27-1

TAKEX

In Japan

Takenaka Engineering Co., Ltd.
83-1, Gojo-sotokan,
Higashino, Yamashina-ku,
Kyoto 607-8156, Japan
Tel : 81-75-501-6651
Fax : 81-75-593-3816
<http://www.takex-eng.co.jp/>

In the U.S.

Takex America Inc.
230E, Caribbean Drive
Sunnyvale,
CA 94086, U.S.A.
Tel : 408-747-0100
Fax : 408-734-1100
<http://www.takex.com>

In Australia

Takex America Inc.
Unit 15/35 Garden Road,
Clayton 3168 Victoria,
Australia
Tel : 03-9546-0533
Fax : 03-9547-9450

Takex America Inc.
Brisbane office : 1/50 Logan
Road, Woolloongabba
Queensland
4102, Australia
Tel : 07-3891-3344
Fax : 07-3891-3355

In the U.K.

Takex Europe Ltd.
Takex House, Avlary Court,
Wade Road, Basingstoke,
Hampshire, RG24 8PE, U.K.
Tel : (+44) 01256-475555
Fax : (+44) 01256-466268
<http://www.takexeurope.com>